

# Attendance and Chronic Absenteeism

# Attendance and Chronic Absenteeism

- Post-COVID, there has been a significant statewide decrease in student daily attendance, and a significant increase in chronic absenteeism
  - Chronic absenteeism is defined as missing 10% or more of school, or 18 days over the course of a school year
  - Identified as a priority issue by DESE and the State Board of Elementary and Secondary Education
- Our data in Westwood show similar trends for student daily attendance and chronic absenteeism

# Attendance and Chronic Absenteeism

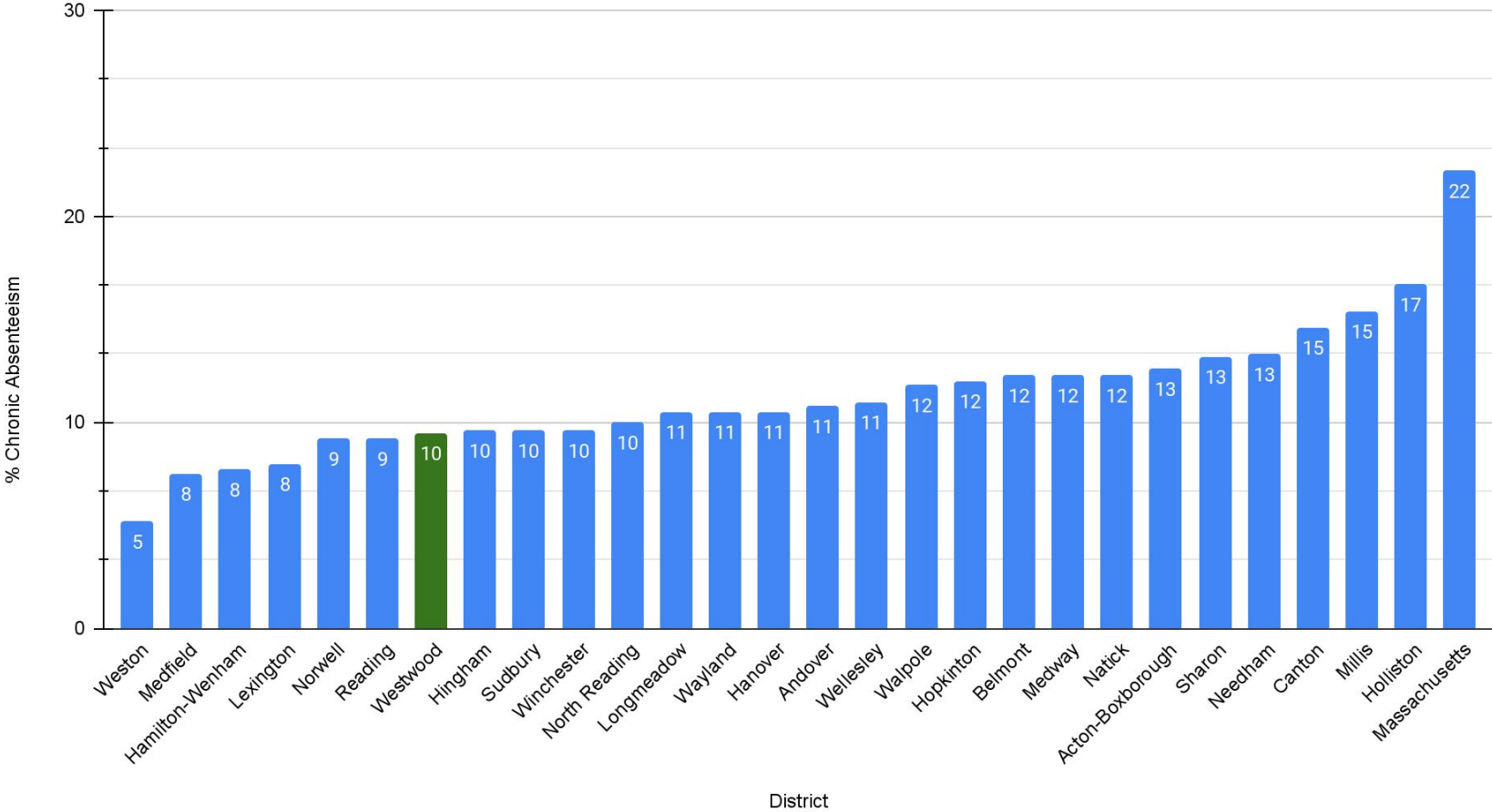
## Westwood Public Schools Attendance Data

	17-18	18-19	21-22	22-23
Average # of absences per year (all grades)	6.2	6.6	9.4	8.7
% of students absent 10 or more days (all grades)	20.4%	21.5%	38.1%	31.7%
% of students chronically absent (all grades)	4.1%	4.3%	10.5%	9.5%
% of students chronically absent (non-high school)	2.6%	2.4%	7.3%	7.0%
% of students chronically absent (high school)	6.1%	7.1%	14.9%	13.6%

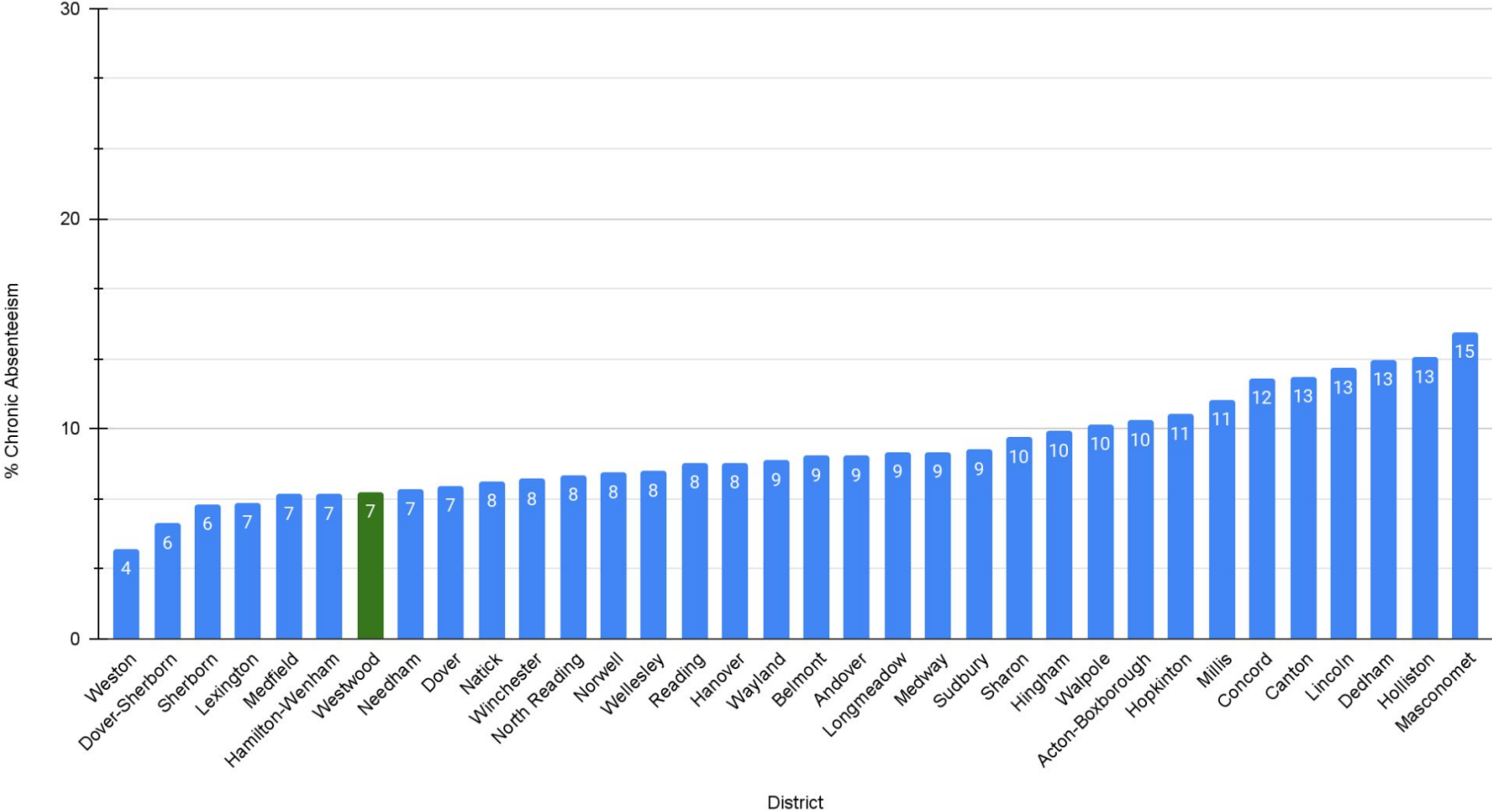
# Attendance and Chronic Absenteeism

- The following charts show where Westwood's attendance and chronic absenteeism data sits in comparison to other districts
  - Same districts that are used for MCAS data comparison

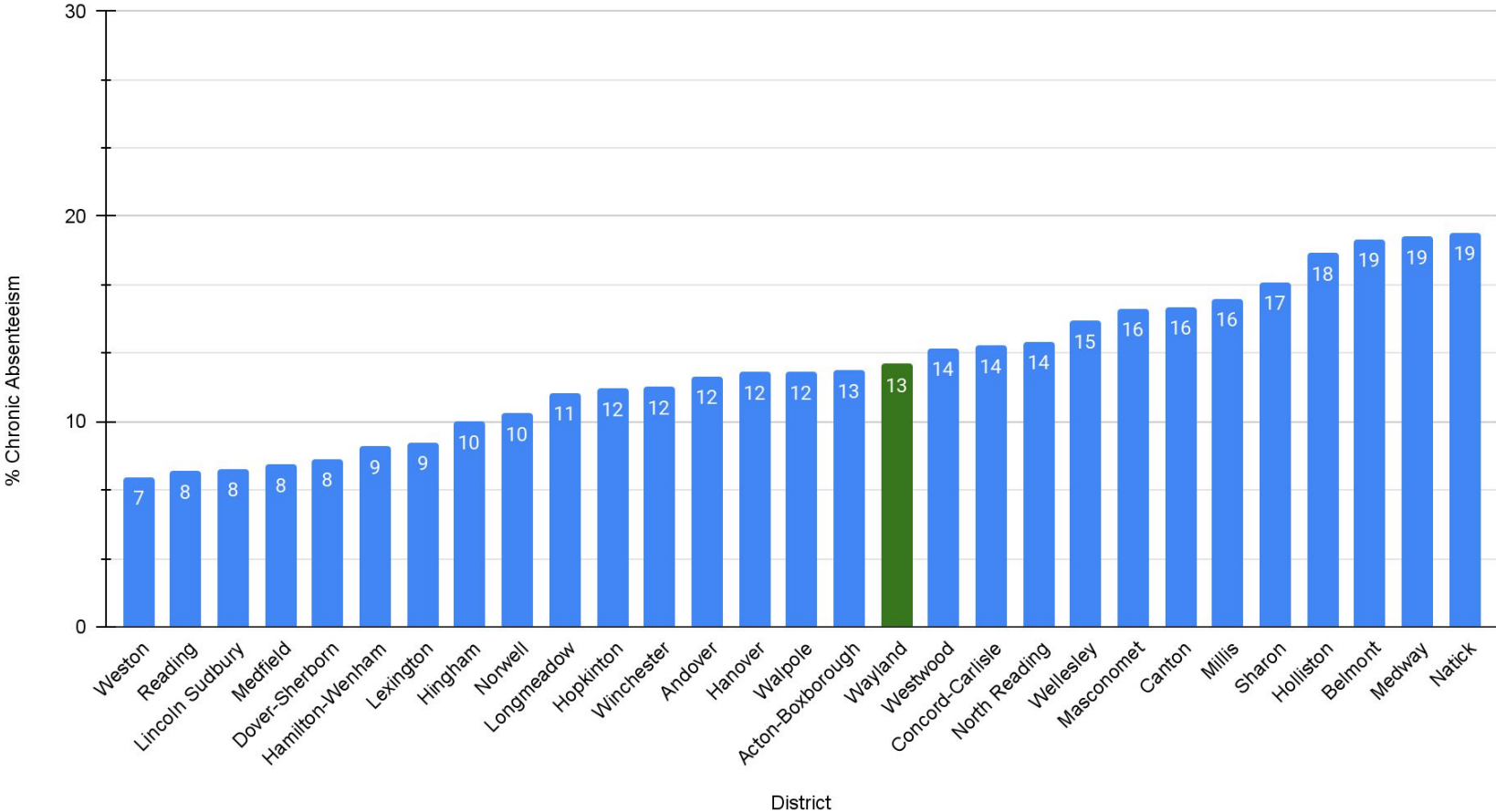
2022 - 2023 Chronic Absenteeism - All Grades



2022-2023 Chronic Absenteeism - Non-High School



# 2023 Chronic Absenteeism High School



# Attendance and Chronic Absenteeism

- We are creating a district-wide working group to look at issues related to attendance and chronic absenteeism
  - Work to identify root causes and possible solutions
  - Some areas of exploration:
    - School climate data
    - Mental health and social-emotional supports for students
    - Disparities in student subgroups
    - Parental outreach efforts
    - Possible relationship to staff absenteeism
    - Attendance monitoring and tracking systems
    - Attendance policies