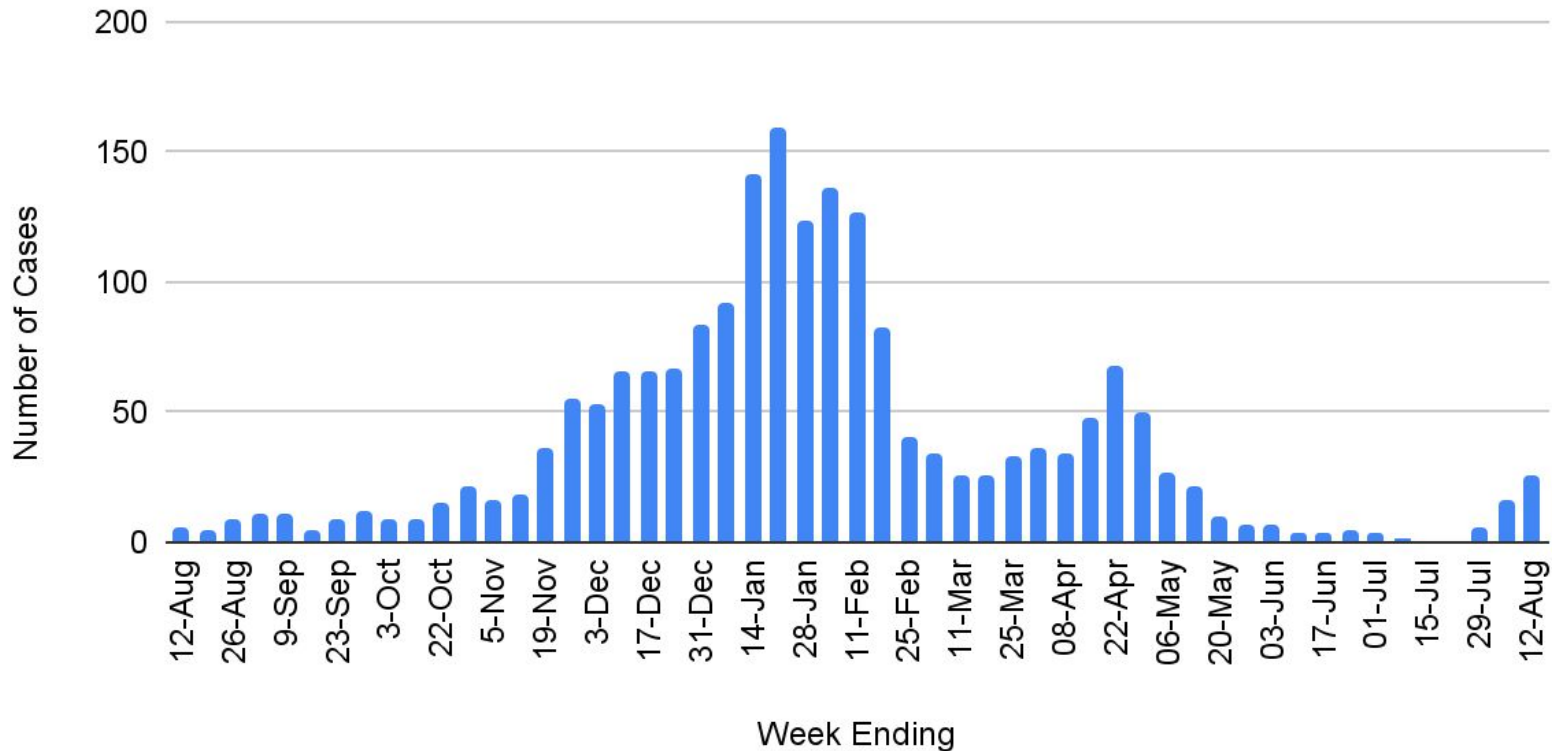


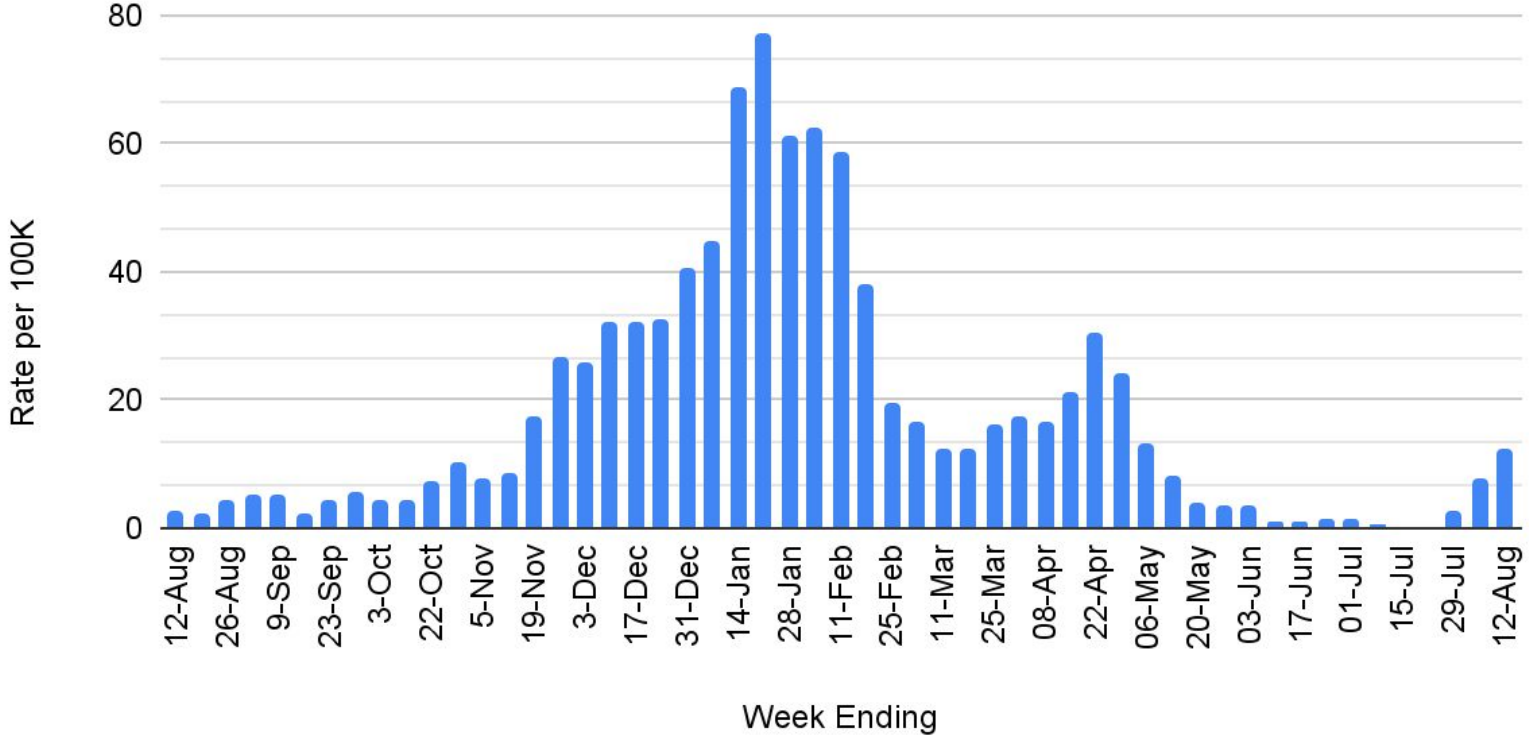
WW COVID Case Count

Prior 14 days



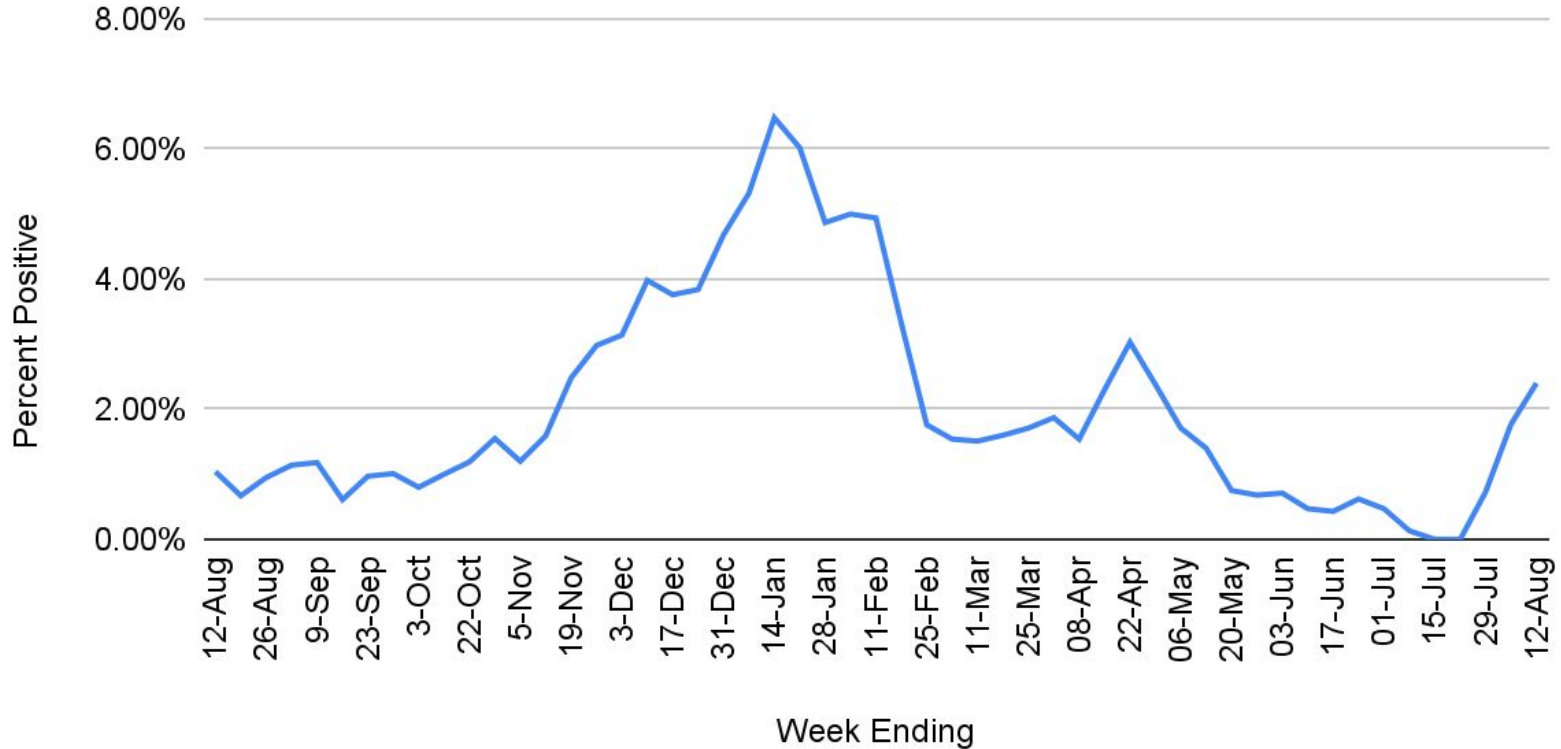
WW Average Daily Incidence Rate

Prior 14 days



WW Percent Positivity

Last 14 days



WW Covid Cases - Aug. 1st -13th

27 new cases

- 12 unvaccinated
 - 5 under age 12, ineligible to be vaccinated
- 15 vaccinated

WPS Summer Programs

181 students

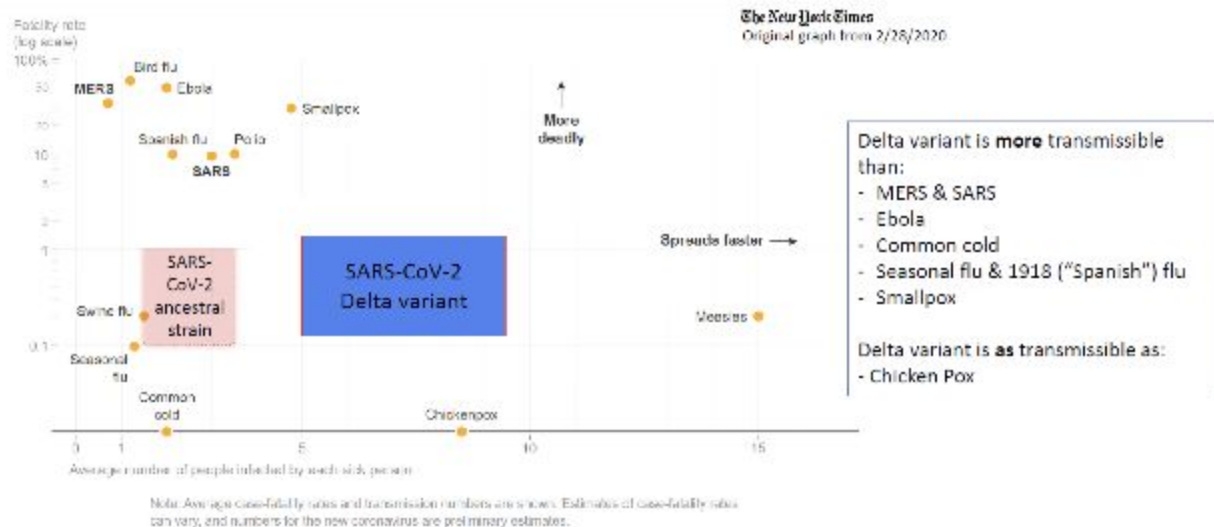
Masks continued to be required.

Pool testing continued: All pools were negative.

One case of a positive staff member, plus a student close contact who subsequently turned positive (likely in-school transmission).

Delta variant has much higher transmission rate...

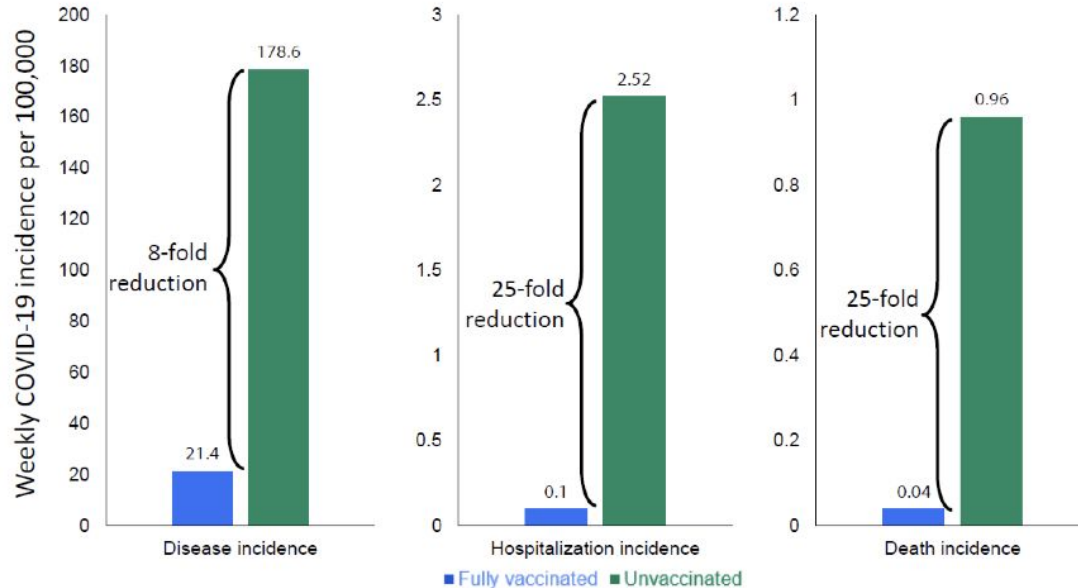
Transmission of Delta variant vs. ancestral strain and other infectious diseases



Source: CDC

Vaccines still provide high level protection from DELTA:

Greater risk of disease, hospitalization and death among unvaccinated vs. vaccinated people: National estimates



At current incidence, 35,000 symptomatic infections per week among 162 million vaccinated Americans

Staff vaccination rates:

- We know the vaccination status of 95% of our employees (still tracking down the remaining 5%).
- Of those who have responded:
 - 97% are fully vaccinated
 - ~an additional 1% will be vaccinated by the time school starts
 - ~2% do not intend to be vaccinated

Community Vaccination Rates (as of Aug. 12th)

Fully Vaccinated			
Age	WW	Norfolk County	MA
12-15	76%	60%	51%
16-19	>95%	70%	57%
20-29	>95%	65%	60%
30-49	>95%	76%	72%
50-64	89%	82%	80%
65-74	80%	87%	87%
75+	84%	81%	83%
Total	77%	66%	63%

At least one dose			
Age	WW	Norfolk County	MA
12-15	88%	72%	63%
16-19	>95%	78%	67%
20-29	>95%	72%	69%
30-49	>95%	82%	80%
50-64	>95%	89%	87%
65-74	88%	95%	94%
75+	92%	90%	92%
Total	84%	73%	70%

WW Vaccination Rates by Grade (source: MIIS)

Grade	Fully vaccinated	At least one dose	No data/Status unknown
7	64%	74%	3%
8	73%	78%	4%
9	67%	74%	3%
10	79%	83%	2%
11	74%	80%	2%
12	79%	84%	4%
Total MS	45% (includes gr. 6)	50%	
Total HS	75%	80%	

CDC Transmission Levels

Indicator - If the two indicators suggest different transmission levels, the higher level is selected	Low Transmission Blue	Moderate Transmission Yellow	Substantial Transmission Orange	High Transmission Red
Total new cases per 100,000 persons in the past 7 days	0-9.99	10-49.99	50-99.99	≥100
Percentage of NAATs ¹ that are positive during the past 7 days	0-4.99%	5-7.99%	8-9.99%	≥10.0%



Norfolk County

Public Health/Medical Guidance on Masking for Fall, 2021:

DESE/DPH	CDC	AAP
<ul style="list-style-type: none">• Masking for PreK-6 and for unvaccinated students and staff.• Vaccinated students and staff who want to wear a mask should be supported in that choice.• All students and staff must wear masks in school health offices.	<ul style="list-style-type: none">• Masking in all grades regardless of vaccination status (“Due to the circulating and highly contagious Delta variant...”)	<ul style="list-style-type: none">• Masking in all grades regardless of vaccination status